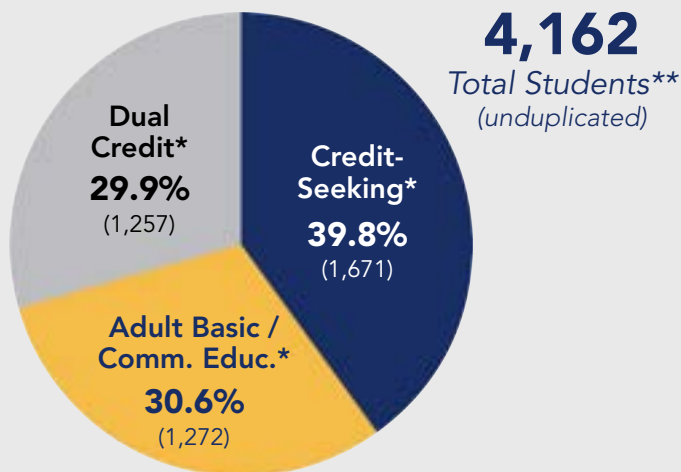
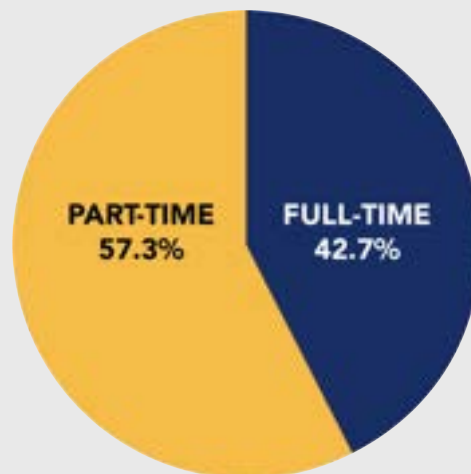


STUDENT ENROLLMENT



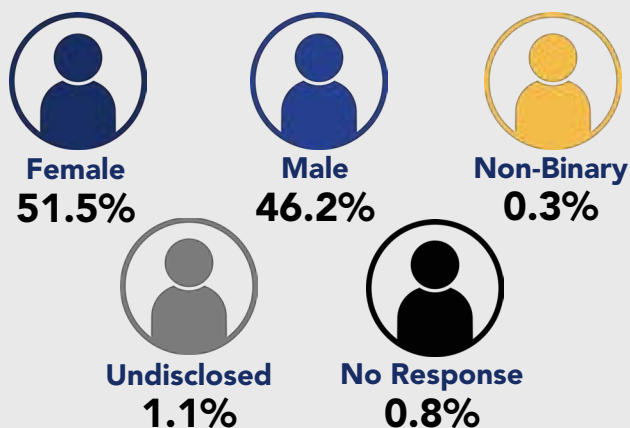
*Credit-seeking students includes students with an undeclared major; Adult-Basic and Community Education students are non-credit seeking.

ENROLLMENT STATUS*



*Includes credit-seeking enrolled students; excludes Dual Credit students; Full-time is defined as 12 credits in at least one term during the 2022-2023 academic year.

GENDER (self-reported)



(Excludes Dual Credit students)

RACE/ETHNICITY (self-reported)

WHITE	45.2%
HISPANIC	29.5%
AMERICAN INDIAN	2.5%
MULTIPLE RACES	1.7%
BLACK	0.7%
ASIAN	0.7%
PACIFIC ISLANDER/ NATIVE HAWAIIAN	0.3%
UNKNOWN	19.3%

(Excludes Dual Credit students)

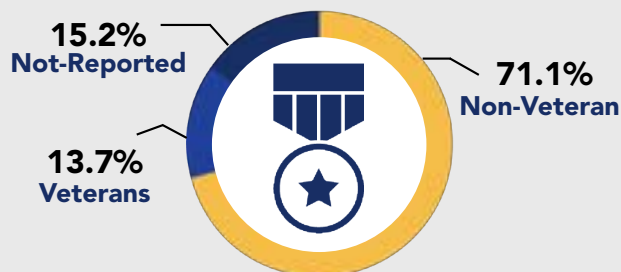
AGE

UNDER 18	8.3%
18-24	53.1%
25-35	23.6%
35-61	13.5%
62+	0.4%
NOT REPORTED	1.1%

AVERAGE AGE: 31 years

(Excludes Dual Credit students)

VETERAN STATUS (self-reported)



(Excludes Dual Credit students)

CREDENTIALS EARNED

235 Graduates

ASSOCIATE DEGREES AWARDED: 208*

CERTIFICATES AWARDED: 71*

** Based on 2022-2023 credentials earned and awarded.*

FINANCIAL ASSISTANCE



**STUDENTS
AWARDED
FEDERAL, STATE or
GRANT AID:**

53%*

** Based on percent of credit-seeking students;
excludes Dual Credit students*

**Over 120 different scholarships were
awarded to BMCC students through the
BMCC Foundation totaling more than:**

\$268,000

RETENTION

**FALL 2021-
TO-FALL 2022**

39%

**FALL TERM
TO
WINTER TERM**

69%

STUDENT ATHLETES

**BMCC STUDENT
ATHLETES***

10.8%

**Percent of credit-seeking students.*



COURSE MODALITY

BMCC CENTERS: Pendleton campus; Hermiston, Milton-Freewater, Baker City, and Boardman BMCC centers, and Union and Grant counties out-of-District.



IN-PERSON 35.7%
ONLINE* 64.3%

**Online includes Flex/Hybrid course modalities.
(Excludes Dual Credit students)*

STUDENT POPULATION



OREGON 89.40%
WASHINGTON 7.13%
IDAHO 2.20%
NEVADA 0.20%
CALIFORNIA 0.17%
MONTANA 0.13%
OTHER 0.67%

(Excludes Dual Credit students)





FINANCIAL IMPACT



10,721
COLLEGE
CREDIT HOURS
EARNED

=

Over \$1 Million
IN SAVINGS
to students and families

*Based on \$114/credit tuition for non-Dual Credit students.
The majority of BMCC Dual Credit students paid \$20/credit in 2022-23.*

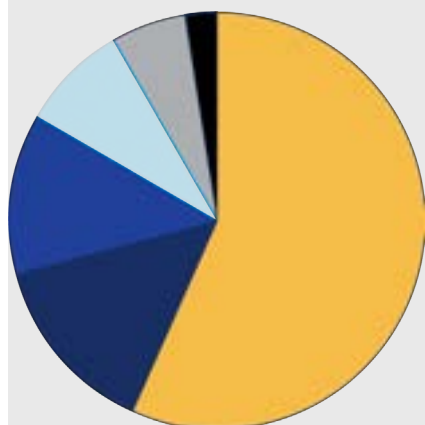
DUAL CREDIT ENROLLMENT

1,257
BMCC
DUAL CREDIT
STUDENTS



*Dual Credit students accounted for 29.9%
of BMCC's enrolled student population
(unduplicated headcount) in 2022-2023*

LOCATION (percent by county)



**Percent of BMCC
Dual Credit Students
by County**

● UMATILLA	56.9%
● MORROW	14.0%
● BAKER	12.6%
● UNION	8.4%
● WALLOWA	2.4%
● OTHER	5.7%

In 2022-23,
BMCC Dual Credit students represented

30
Oregon High Schools

(see the second page for details)

(self-reported) GENDER



Female
53.4%




Male
42.8%



Non-Binary
0.9%



Undisclosed
1.8%



No Response
1.1%

(self-reported) RACE/ETHNICITY

WHITE	38.5%
HISPANIC	16.3%
MULTIPLE RACES	4.2%
AMER. INDIAN/ALASKA NATIVE	1.5%
BLACK	0.4%
ASIAN	0.5%
NATIVE HAWAIIAN or PACIFIC ISLD ...	0.2%
UNKNOWN	38.5%

**ALPHABETICAL LIST OF 2022-23 BMCC
DUAL CREDIT STUDENTS AND CREDITS BY
COUNTY**

COUNTY NAME	# BMCC DUAL CREDIT STUDENTS	TOTAL CREDITS EARNED
Baker	154	1,121
Clackamas	16	66
Douglas	6	24
Gilliam	9	64
Marion	5	20
Morrow	171	1,118
Umatilla	694	7,023
Union	102	880
Wallowa	29	240
Washington	9	27
Wheeler	2	12
Unknown (IMESD)	22	126
TOTAL	1,219*	10,721

**PERCENT OF 2022-23 BMCC
DUAL CREDIT STUDENTS RANKED BY
HIGH SCHOOL PARTICIPATION**

HIGH SCHOOL NAME	% BMCC DUAL CREDIT STUDENTS
Hermiston	14.9%
Umatilla	12.7%
Baker City	12.6%
Riverside	8.8%
Pendleton	7.5%
McLoughlin	6.8%
Stanfield	5.9%
Weston McEwen	4.9%
La Grande	4.0%
Others (combined)	21.9%

**ALPHABETICAL LIST OF 2022-23 BMCC
DUAL CREDIT STUDENTS AND CREDITS BY
HIGH SCHOOL**

HIGH SCHOOL NAME	# DUAL CREDIT STUDENTS	TOTAL CREDITS EARNED
Arlington	9	64
Baker City	154	1,121
Canby	9	36
Cove	18	148
Echo	11	44
Enterprise	10	95
Helix	22	180
Heppner	24	205
Hermiston	181	1,810
Imbler	11	55
IMESD	22	126
Irrigon	40	222
Joseph	17	137
La Grande	49	351
McLoughlin	83	769
Mitchell	2	12
Molalla	7	30
Nixyaawii	4	20
North Powder	24	326
Oakland	6	24
Pendleton	91	1,364
Pilot Rock	11	70
Riverside	107	691
Sherwood	9	27
Stanfield	72	546
St. Paul	5	20
Ukiah	4	30
Umatilla	155	1,397
Wallowa	2	8
Weston McEwen	60	793
TOTAL	1,219*	10,721

* Includes dual credit students that completed courses with a passing grade.

